


The **Tooth Fairy's**
TRAIL



Dink's
Activity
pack &




What does the Tooth Fairy do with all the teeth she collects?

Draw or write your idea here -
it may appear in Dink's next book!

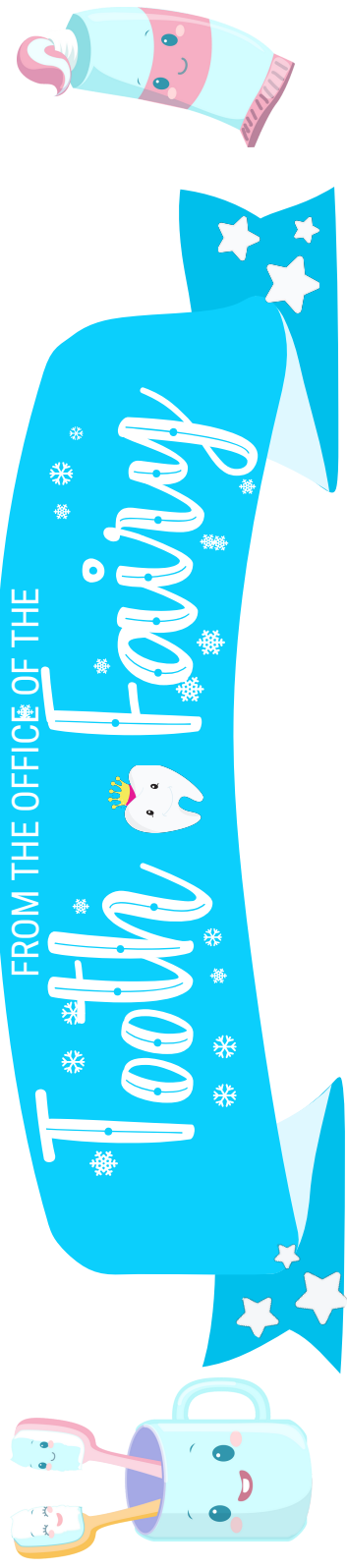
First Name

Age From



Get a grown up to scan or photograph and email to merryelfmas@gmail.com

Small print for grown ups - by emailing, you give permission for Merry Elfmas to use the picture for possible promotion or publication.



Official Tooth Fairy Helper

This certificate is awarded to:



Thank you for finding
the missing teeth!

Keep smiling!

With love from

Dink 



Teeth brushing chart

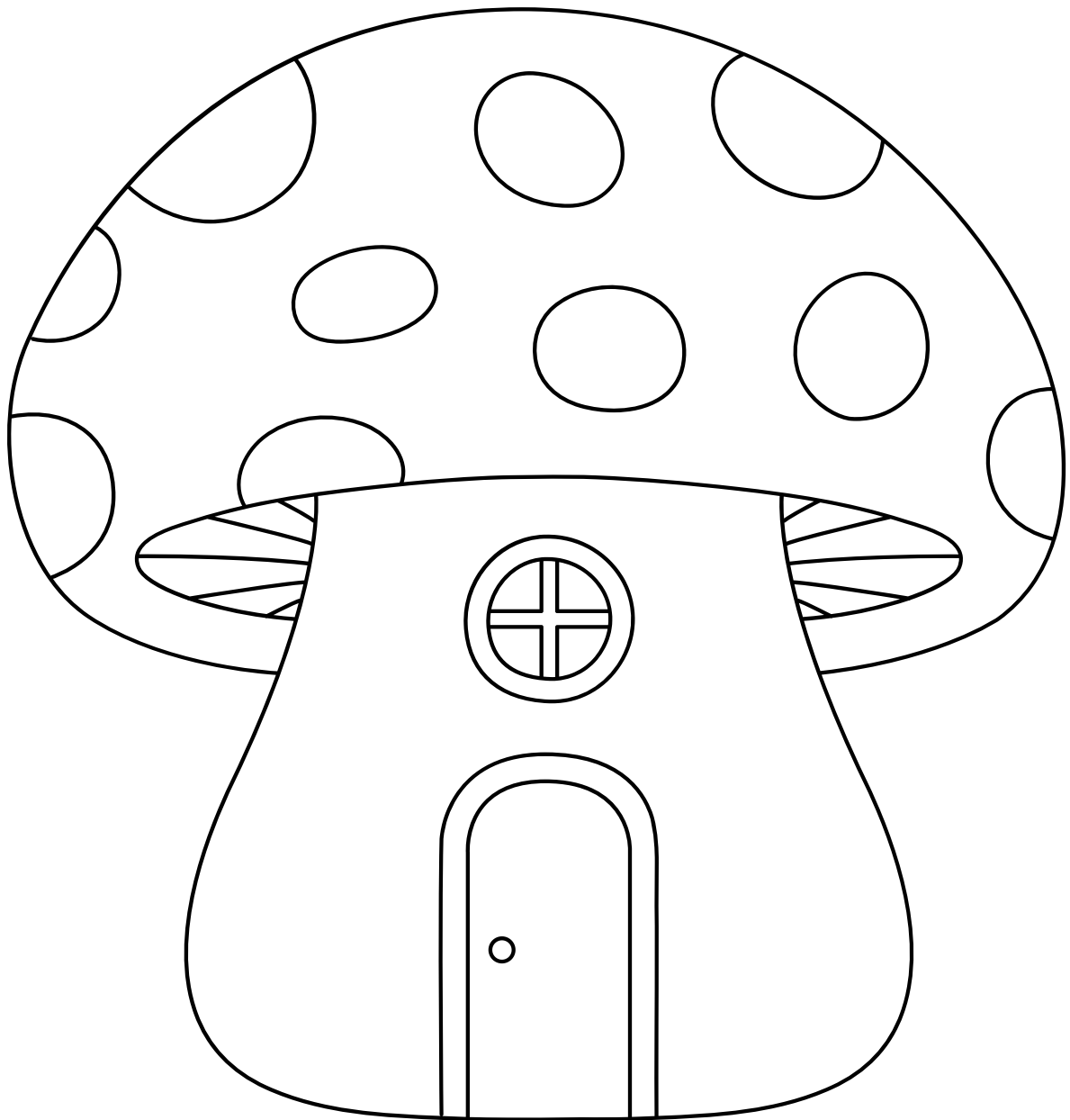


Day of the Week	Morning	Evening
Monday		
Tuesday		
Wednesday		
Thursday		
Friday		
Saturday		
Sunday		

Colour me!




Design your own fairy house and garden






Find 10 teeth in the dentist's office



Dink's MAZE CHALLENGE

Can you help Dink find the Tooth?






Spot 5 differences



Lost Tooth Chart



Mark the dates when you lose a tooth and get a visit from Dink!

Uppers

Left

Right


A tooth chart for upper teeth. The chart is shaped like a wide smile and consists of 16 light blue rounded rectangular boxes arranged in two rows of eight. The top row is labeled 'Uppers' and the bottom row is labeled 'Lowers'. In the center of the chart is a cartoon illustration of a happy tooth character with a red mouth, holding a blue toothbrush and a tube of blue toothpaste. The tooth character is surrounded by several smaller, smiling teeth. The words 'Left' and 'Right' are written on the left and right sides of the chart respectively.


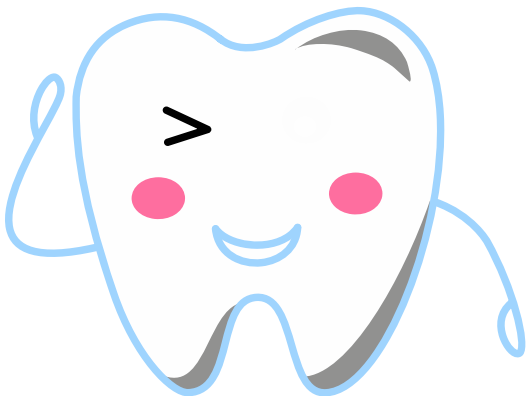

Lowers

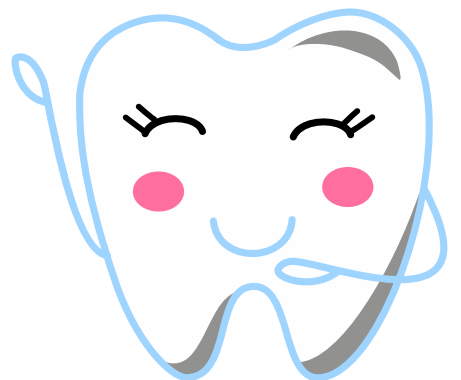

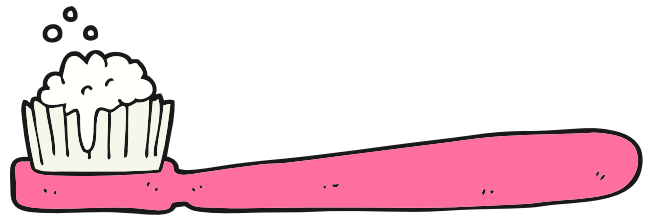

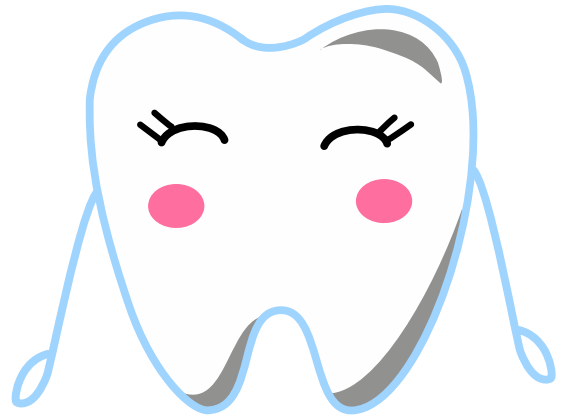
Enjoy your very own



Ask a grown up to cut out and hide the
teeth in your house or garden, then
see if you can find them!







Puzzle Answers!

